

Mircom BL-6B/BL-10B Motorized Steel Bells



Features

- Low current draw (20 mA)
- 6 and 10 inch diameter steel shells for long term reliability
- RFI and EMF suppression prevents noise problems to the fire alarm control panel
- Polarized for DC supervision
- Pigtail connection
- Standard 4 inch square electrical box mounting
- Weatherproof backbox available for outdoor applications
- Red finish

Description

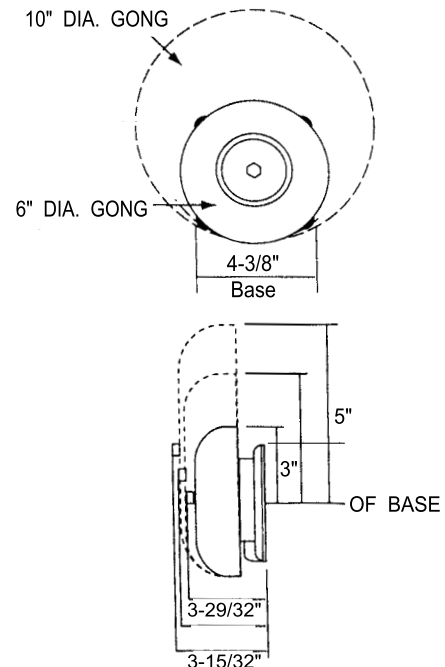
Mircom's BL-6B and BL-10B Motorized Steel Bells are designed for today's fire alarm applications. The durable steel construction provides loud resonant tones necessary for fire alarm installations.

The BL-6B and BL-10B bells use a varistor suppression element to prevent RFI and EMF noise problems to modern fire alarm control panels.

The motor used on the BL-6B and BL-10B bells operate at a very low current (20 mA) to maximize the number of bells per circuit. Both models are equipped with a pigtail connection for wiring.

Both the BL-6B and BL-10B mount on a standard 4" square electrical box for indoor use or on a BB-206WP weatherproof backbox for outdoor applications. Mounting on a 4" octagon outlet box requires the MP-101 Universal Mounting Plate.

Dimensions



S5375

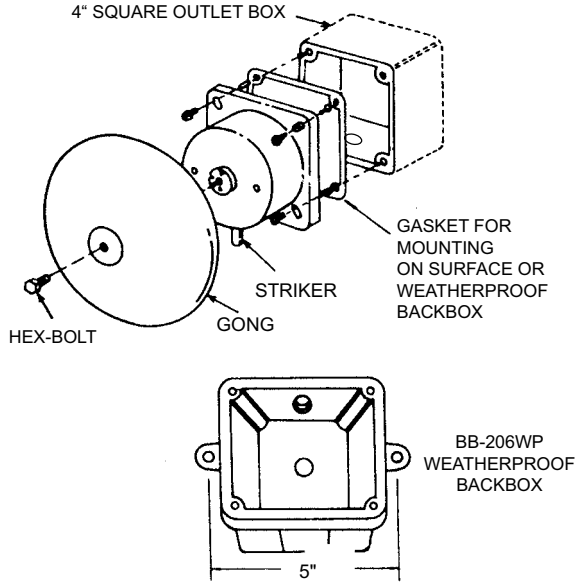


S5375

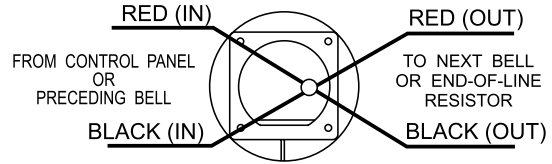


7135-1477:152

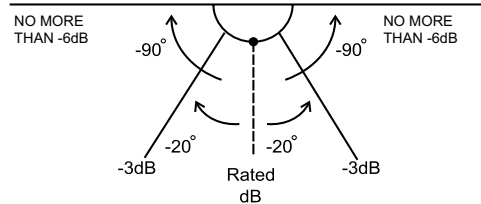
Installation Instructions



WIRING (REAR VIEW) D.C. BELLS (OBSERVE POLARITY)



HORIZONTAL AXIS



Installation Instructions:

1. Remove the bell.
2. Wire the bell in the circuit.
3. Mount ball mechanism on 4" square standard outlet box with the striker facing down.
4. Replace the bell.
5. The bell must be mounted a minimum of 8 ft. above the floor, or as close to the ceiling as possible.
6. Polarized bell provides red(+) and black(-) lead wires. When you install the bell, polarity must be observed.

Caution:

When electrical supervision is required, use in and out leads as shown.

Notes:

1. Observe polarity.
2. Red wires positive (+).
3. Black wires negative (-).
4. For installation in Canada, installation must comply to Canadian Electrical Code, Part 1, ULC-S524-01, the standard for the installation of fire alarm system, and only subject to final acceptance of local AHJ.
5. For indoor use: Motor fire bell only.
6. For outdoor use: Motor fire alarm bell attached to waterproof box only.
7. Mounting to a 4" octagon box requires MP-101 mounting plate.

Specifications

Model	Description	Voltage	Rated Current	Sound Level at 10 ft. dB
BL-6B	6" Motorized Steel Bell	24 VDC	20 mA	85
BL-10B	10" Motorized Steel Bell	24 VDC	20 mA	85

Ordering Information

Model	Description
BL-6B	6" Motorized Steel Bell
BL-10B	10" Motorized Steel Bell
Accessories	
BB-206WP	Weatherproof Backbox
MP-101	Universal Mounting Plate
M-1995	Yard Hood
SG-206	Grill for 6" Bell Boxes
SG-206S	Brushed Stainless Steel Grill for 6" Bell Backbox
SG-210	Grill for 10" Bell Backbox
SG-210S	Brushed Stainless Steel Grill for 10" Backbox

